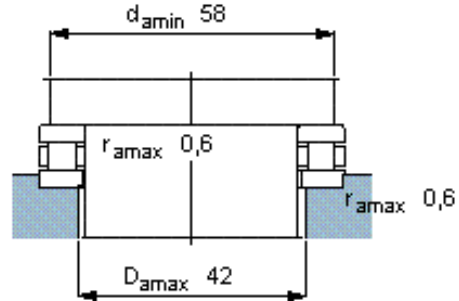
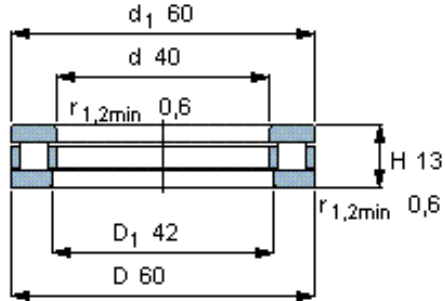
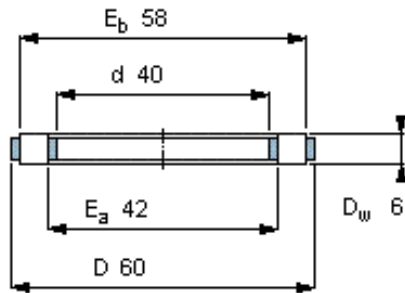


Principal dimensions			Basic load ratings		Speed ratings		Designations	
d	D	H	dynamic C	static C0	Reference speed	Limiting speed	Complete bearing	Roller and cage thrust assembly
mm			kN		r/min		-	
40	60	13	43	137	2400	5000	81108 TN	K 81108 TN

Complete bearing



Roller and cage thrust assembly



K 81108 TN

Mass kg 0,031

Appropriate components

Shaft washer
WS 81108

Housing washer
GS 81108

Universal washer
LS 4060

